



# Individual Report for CS-475-001-Concurrent and Distrib Systems – Yue Cheng

Project Title: **Student Evaluations of Teaching - Fall 2021**

Survey Audience: **58**

Responses Received: **25**

Response Ratio: **43.10%**

---

## Report Comments

Student evaluations of teaching provide critical feedback to instructors that can be used to adjust and improve the class experience.

This information is also evaluated as part of performance reviews.

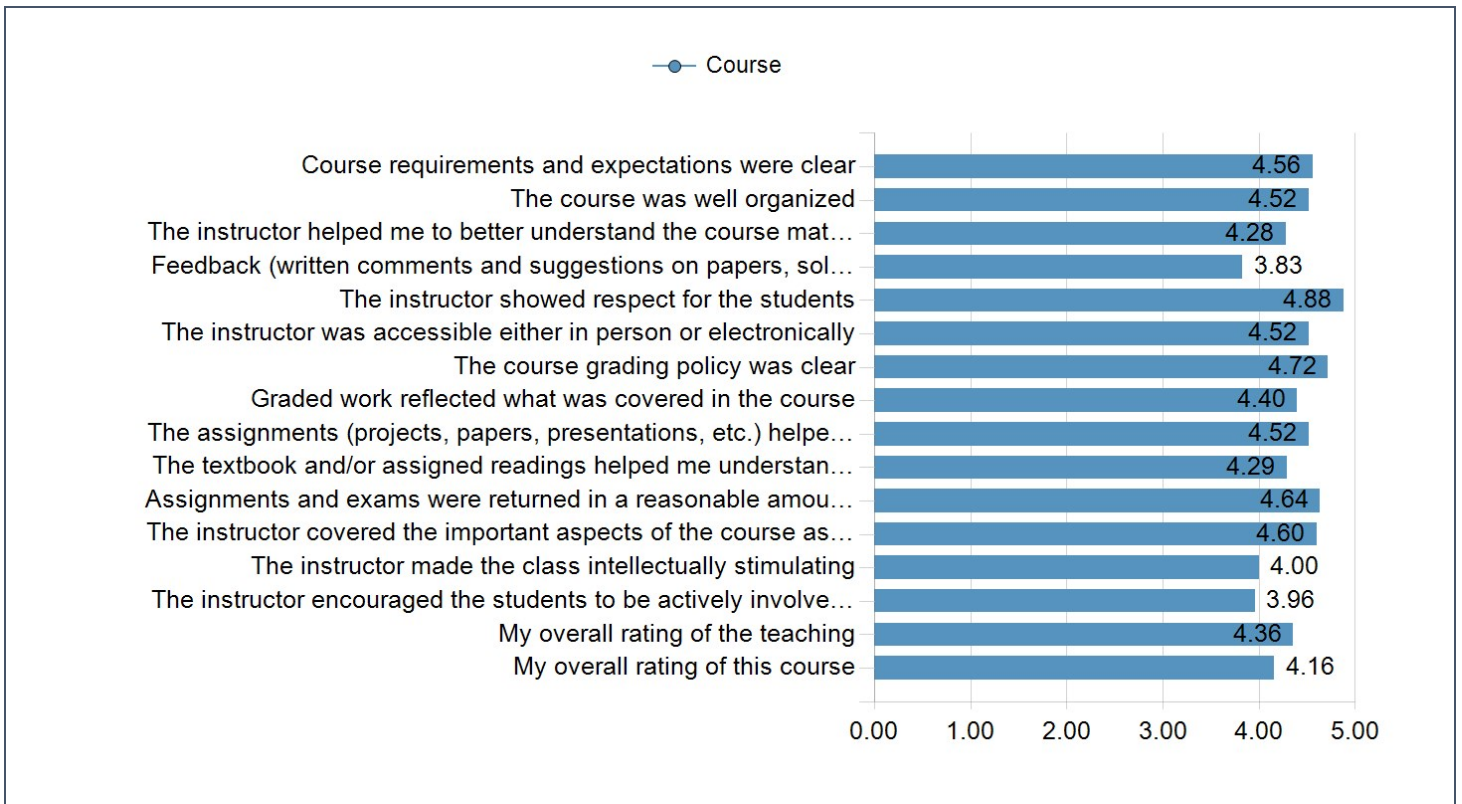
You are encouraged to review this information to learn more about the student perspective and experience.

If you have any questions about the process or how to interpret this information, please contact the Office of Institutional Effectiveness and Planning at [oierset@gmu.edu](mailto:oierset@gmu.edu).

---

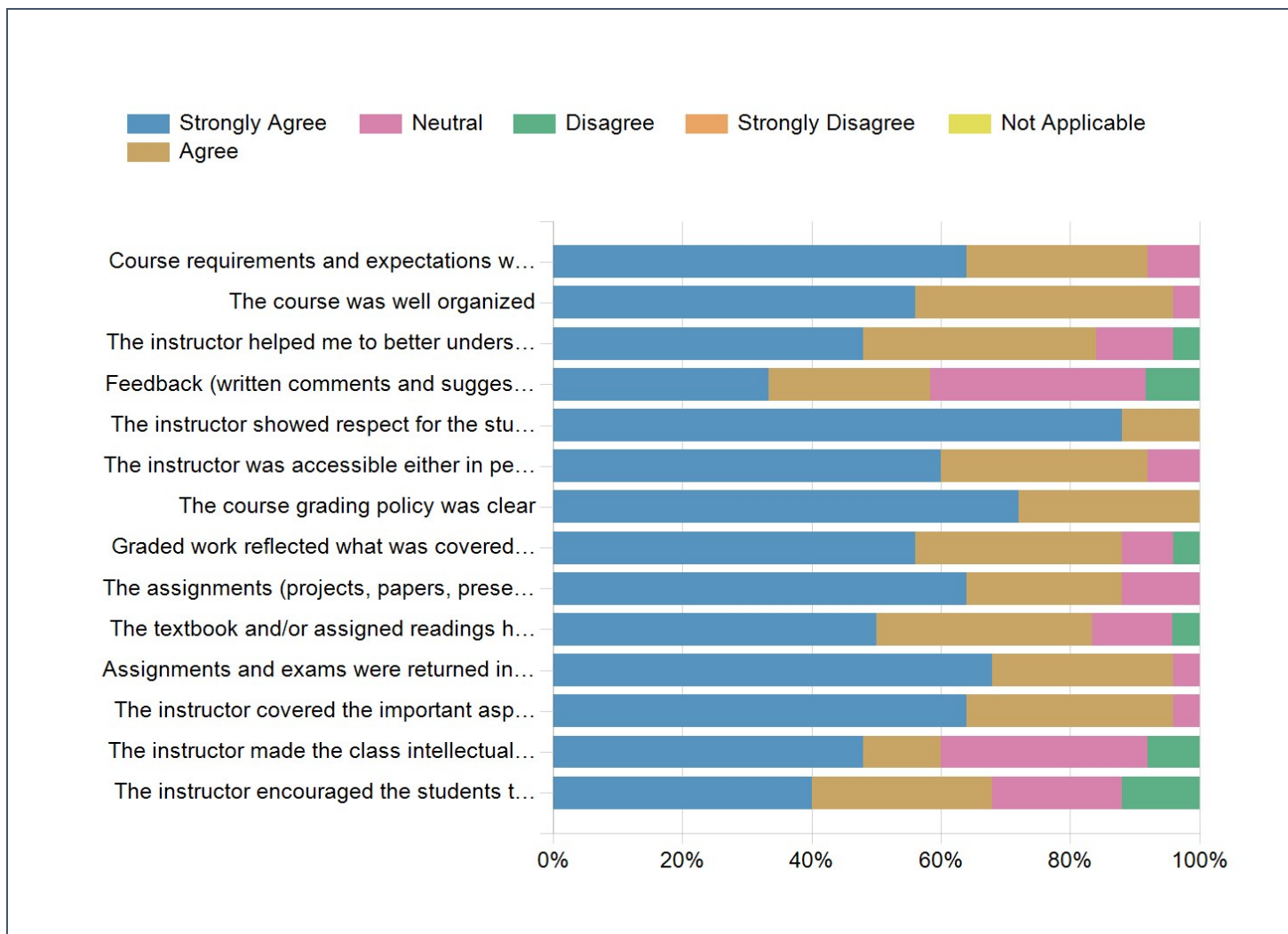
Creation Date: **Tuesday, January 18, 2022**

Raters	Students
Responded	25
Invited	58
Response Ratio	43.10%

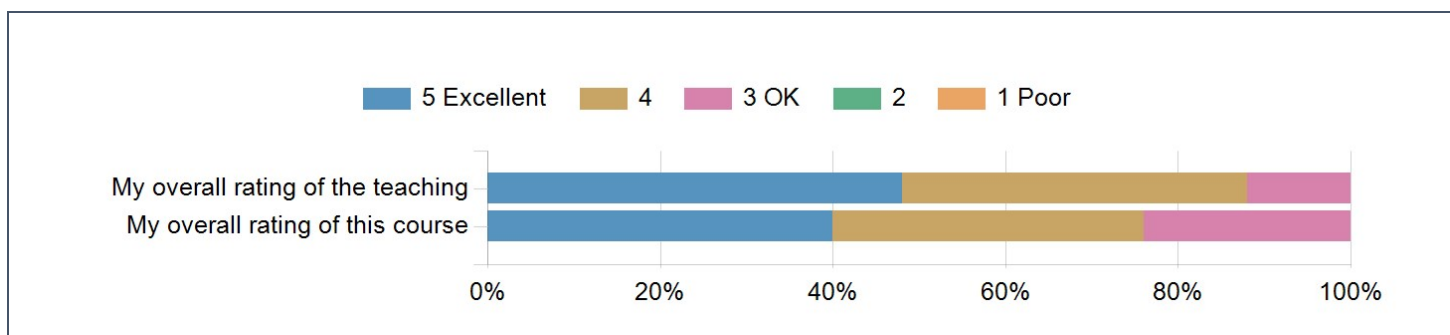


Competency	Course	Standard Deviation	Min	Max
Course requirements and expectations were clear	4.56	+/-0.65	3.00	5.00
The course was well organized	4.52	+/-0.59	3.00	5.00
The instructor helped me to better understand the course material	4.28	+/-0.84	2.00	5.00
Feedback (written comments and suggestions on papers, solutions provided, class discussion, etc.) was helpful	3.83	+/-1.01	2.00	5.00
The instructor showed respect for the students	4.88	+/-0.33	4.00	5.00
The instructor was accessible either in person or electronically	4.52	+/-0.65	3.00	5.00
The course grading policy was clear	4.72	+/-0.46	4.00	5.00
Graded work reflected what was covered in the course	4.40	+/-0.82	2.00	5.00
The assignments (projects, papers, presentations, etc.) helped me learn the material	4.52	+/-0.71	3.00	5.00
The textbook and/or assigned readings helped me understand the material	4.29	+/-0.86	2.00	5.00
Assignments and exams were returned in a reasonable amount of time	4.64	+/-0.57	3.00	5.00
The instructor covered the important aspects of the course as outlined in the syllabus	4.60	+/-0.58	3.00	5.00
The instructor made the class intellectually stimulating	4.00	+/-1.08	2.00	5.00
The instructor encouraged the students to be actively involved in the material through discussion, assignments, and other activities	3.96	+/-1.06	2.00	5.00
My overall rating of the teaching	4.36	+/-0.70	3.00	5.00
My overall rating of this course	4.16	+/-0.80	3.00	5.00

## Student Evaluations of Teaching (Q1-Q14)



## My overall rating (Q15-Q16)



Top Questions		
1	The instructor showed respect for the students	4.88
2	The course grading policy was clear	4.72
3	Assignments and exams were returned in a reasonable amount of time	4.64

Lowest Questions		
1	Feedback (written comments and suggestions on papers, solutions provided, class discussion, etc.) was helpful	3.83
2	The instructor encouraged the students to be actively involved in the material through discussion, assignments, and other activities	3.96
3	The instructor made the class intellectually stimulating	4.00

## Student Evaluations of Teaching (Q1-Q16)

Question	Course				Department (Computer Science)				School (Volgenau School of Engineering)			
	Response Count	Mean	Min	Max	Response Count	Mean	Min	Max	Response Count	Mean	Min	Max
Course requirements and expectations were clear	25	4.56	3.00	5.00	2958	4.29	1.00	5.00	9265	4.31	1.00	5.00
The course was well organized	25	4.52	3.00	5.00	2963	4.17	1.00	5.00	9295	4.18	1.00	5.00
The instructor helped me to better understand the course material	25	4.28	2.00	5.00	2957	4.03	1.00	5.00	9258	4.10	1.00	5.00
Feedback (written comments and suggestions on papers, solutions provided, class discussion, etc.) was helpful	24	3.83	2.00	5.00	2903	3.82	1.00	5.00	9146	3.95	1.00	5.00
The instructor showed respect for the students	25	4.88	4.00	5.00	2961	4.47	1.00	5.00	9258	4.51	1.00	5.00
The instructor was accessible either in person or electronically	25	4.52	3.00	5.00	2918	4.29	1.00	5.00	9194	4.36	1.00	5.00
The course grading policy was clear	25	4.72	4.00	5.00	2958	4.28	1.00	5.00	9278	4.31	1.00	5.00
Graded work reflected what was covered in the course	25	4.40	2.00	5.00	2954	4.21	1.00	5.00	9248	4.28	1.00	5.00
The assignments (projects, papers, presentations, etc.) helped me learn the material	25	4.52	3.00	5.00	2954	4.22	1.00	5.00	9229	4.23	1.00	5.00
The textbook and/or assigned readings helped me understand the material	24	4.29	2.00	5.00	2790	4.02	1.00	5.00	8565	3.99	1.00	5.00
Assignments and exams were returned in a reasonable amount of time	25	4.64	3.00	5.00	2938	3.99	1.00	5.00	9204	4.12	1.00	5.00
The instructor covered the important aspects of the course as outlined in the syllabus	25	4.60	3.00	5.00	2945	4.33	1.00	5.00	9248	4.35	1.00	5.00
The instructor made the class intellectually stimulating	25	4.00	2.00	5.00	2954	3.91	1.00	5.00	9247	4.00	1.00	5.00
The instructor encouraged the students to be actively involved in the material through discussion,	25	3.96	2.00	5.00	2937	4.04	1.00	5.00	9194	4.14	1.00	5.00

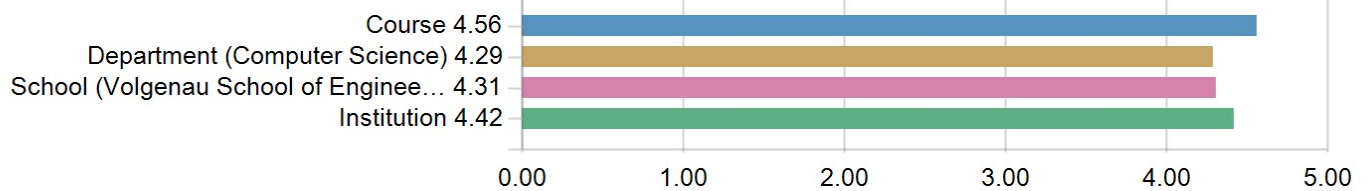
Question	Course				Department (Computer Science)				School (Volgenau School of Engineering)			
	Response Count	Mean	Min	Max	Response Count	Mean	Min	Max	Response Count	Mean	Min	Max
assignments, and other activities												
My overall rating of the teaching	25	4.36	3.00	5.00	2981	4.06	1.00	5.00	9307	4.13	1.00	5.00
My overall rating of this course	25	4.16	3.00	5.00	2983	3.94	1.00	5.00	9317	4.00	1.00	5.00

**Student Evaluations of Teaching (Q1-Q16) (continued)**

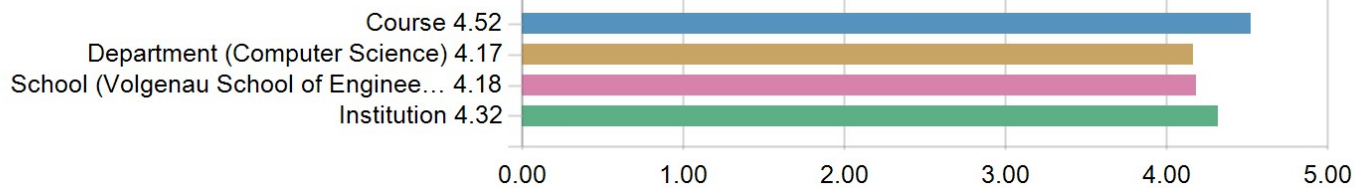
Question	Institution			
	Response Count	Mean	Min	Max
Course requirements and expectations were clear	57986	4.42	1.00	5.00
The course was well organized	58203	4.32	1.00	5.00
The instructor helped me to better understand the course material	57832	4.27	1.00	5.00
Feedback (written comments and suggestions on papers, solutions provided, class discussion, etc.) was helpful	56199	4.19	1.00	5.00
The instructor showed respect for the students	57776	4.61	1.00	5.00
The instructor was accessible either in person or electronically	57510	4.47	1.00	5.00
The course grading policy was clear	57932	4.40	1.00	5.00
Graded work reflected what was covered in the course	57071	4.42	1.00	5.00
The assignments (projects, papers, presentations, etc.) helped me learn the material	56692	4.32	1.00	5.00
The textbook and/or assigned readings helped me understand the material	54560	4.18	1.00	5.00
Assignments and exams were returned in a reasonable amount of time	56208	4.30	1.00	5.00
The instructor covered the important aspects of the course as outlined in the syllabus	57750	4.47	1.00	5.00
The instructor made the class intellectually stimulating	57633	4.20	1.00	5.00
The instructor encouraged the students to be actively involved in the material through discussion, assignments, and other activities	57318	4.36	1.00	5.00
My overall rating of the teaching	58204	4.32	1.00	5.00
My overall rating of this course	58253	4.16	1.00	5.00

## Student Evaluations of Teaching (Q1-Q16) - Chart

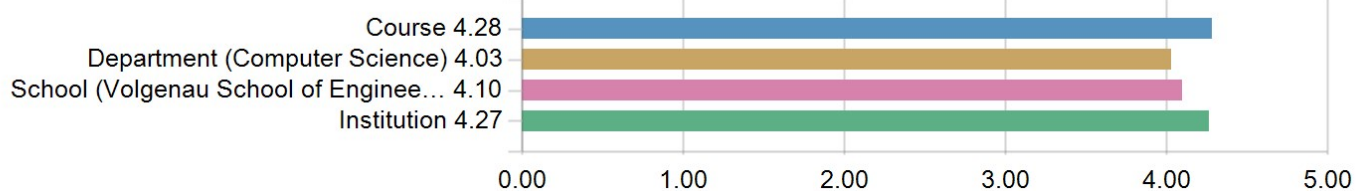
### 1. Course requirements and expectations were clear



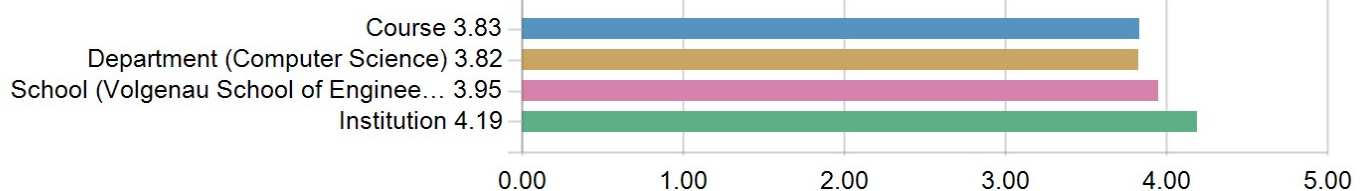
### 2. The course was well organized



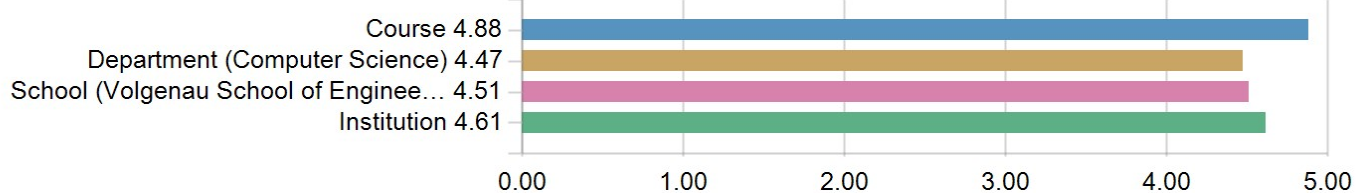
### 3. The instructor helped me to better understand the course material



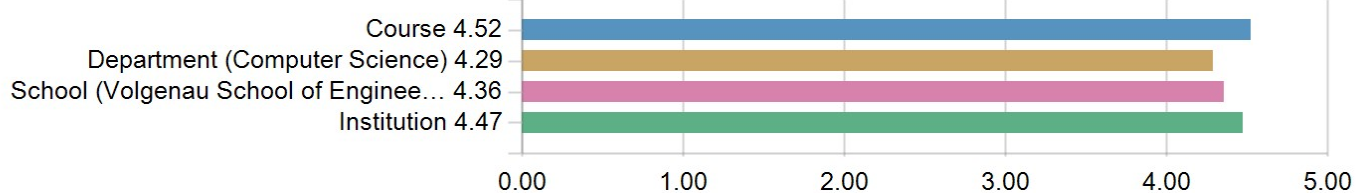
### 4. Feedback (written comments and suggestions on papers, solutions provided, class discussion, etc.) was helpful



### 5. The instructor showed respect for the students

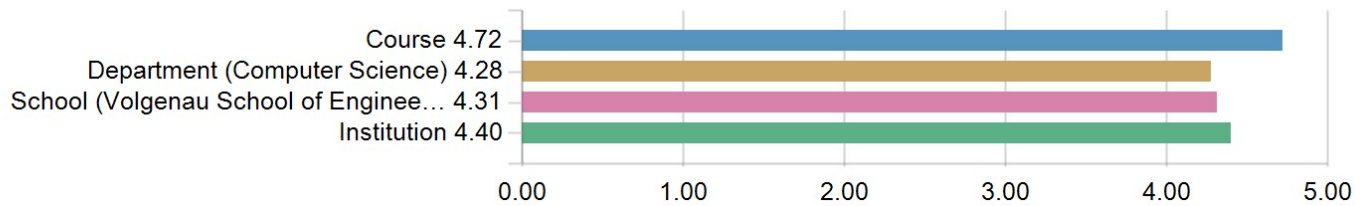


### 6. The instructor was accessible either in person or electronically

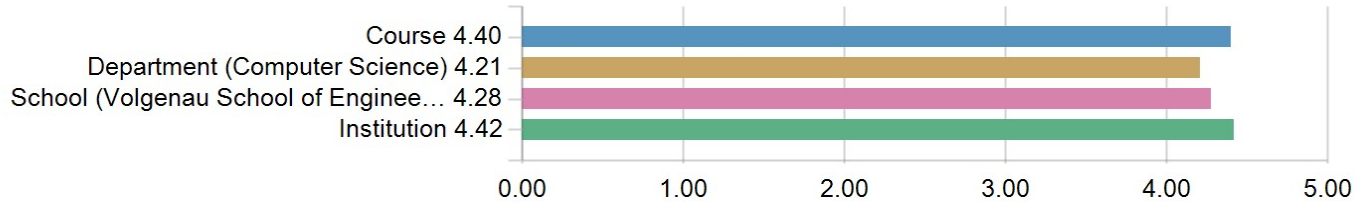




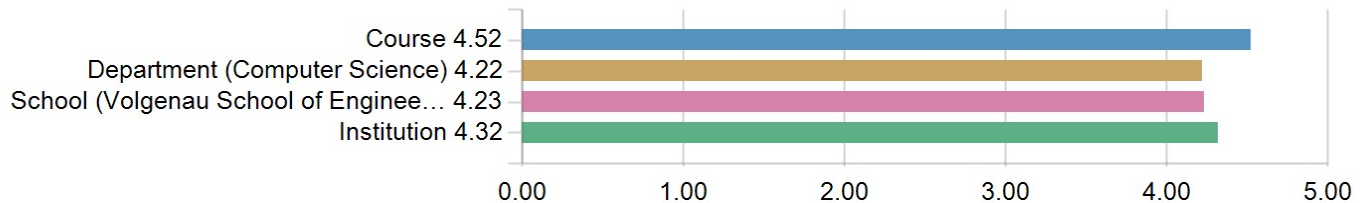
7. The course grading policy was clear



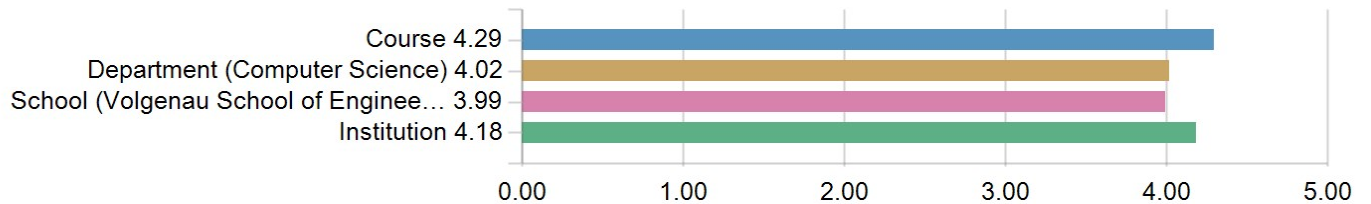
8. Graded work reflected what was covered in the course



9. The assignments (projects, papers, presentations, etc.) helped me learn the material



10. The textbook and/or assigned readings helped me understand the material



11. Assignments and exams were returned in a reasonable amount of time

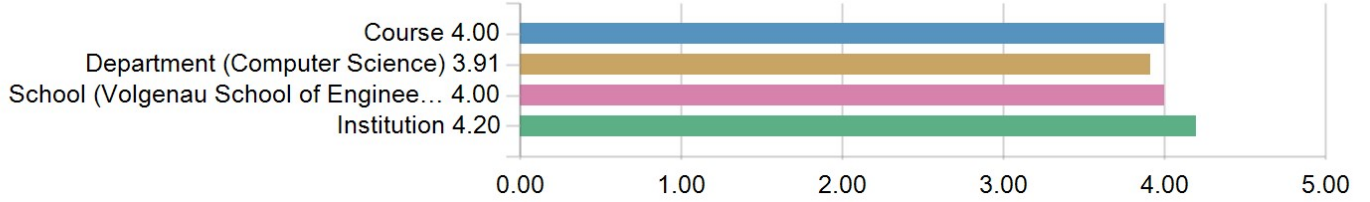


12. The instructor covered the important aspects of the course as outlined in the syllabus

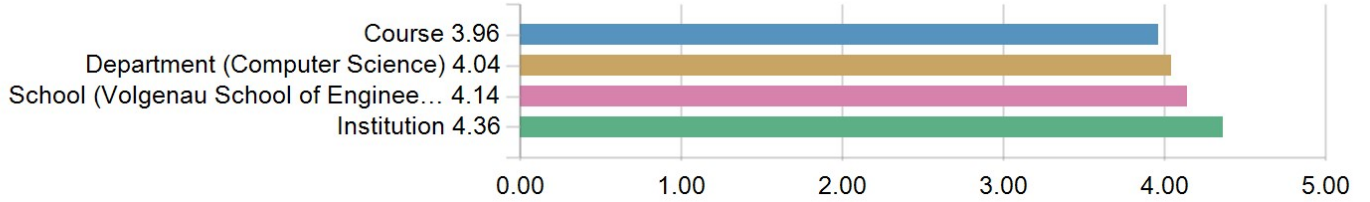




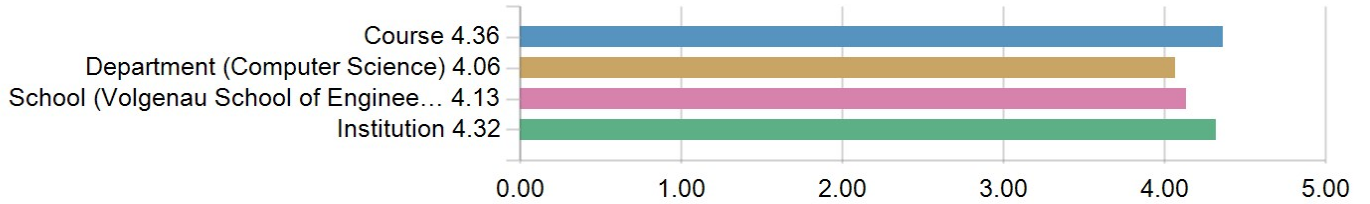
13. The instructor made the class intellectually stimulating



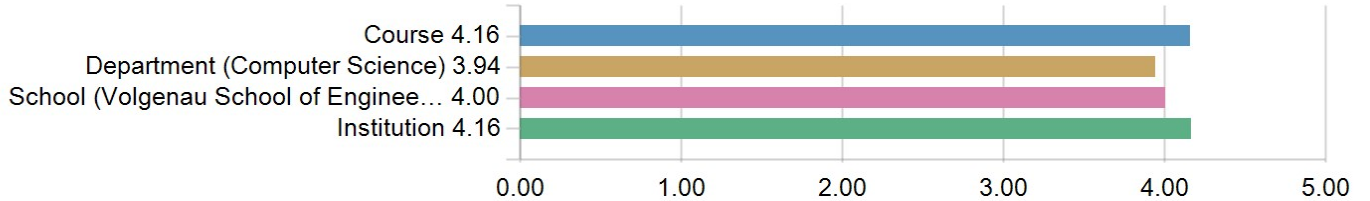
14. The instructor encouraged the students to be actively involved in the material through discussion, assignments, and other activities



15. My overall rating of the teaching



16. My overall rating of this course

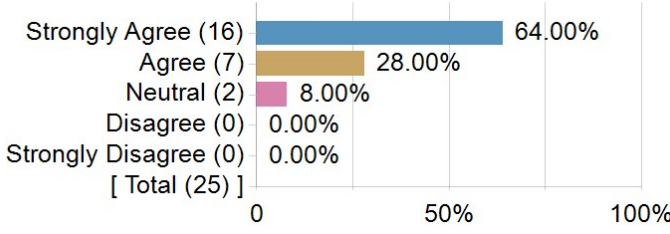
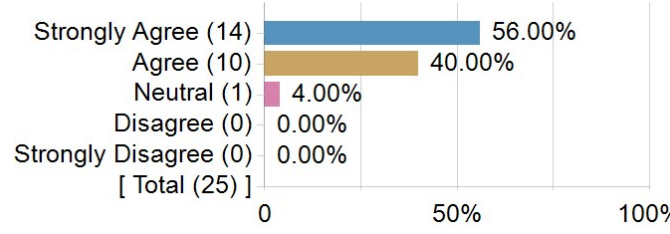


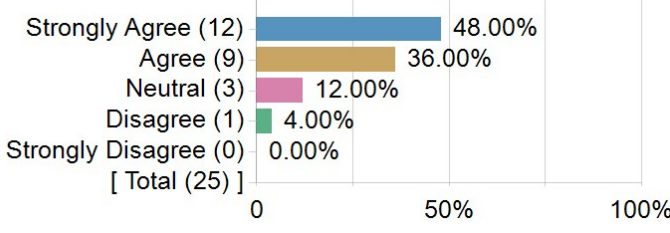
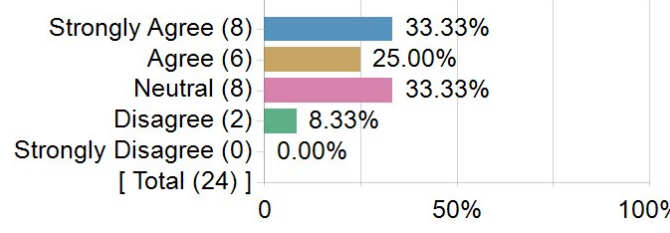
## Student Evaluations of Teaching (Q1-Q16)

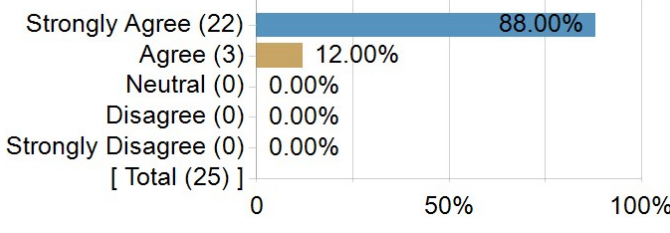
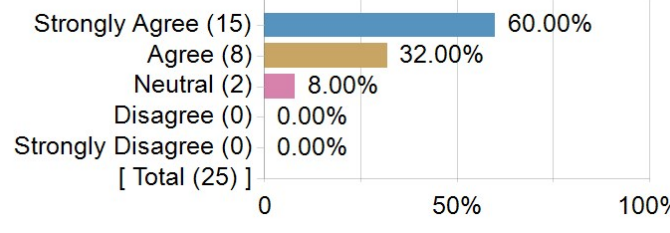
	Mean	Median	Min	Max	25th Percentile	50th Percentile	75th Percentile	Resp
Course requirements and expectations were clear	4.56	5.00	3.00	5.00	4.00	5.00	5.00	25
The course was well organized	4.52	5.00	3.00	5.00	4.00	5.00	5.00	25
The instructor helped me to better understand the course material	4.28	4.00	2.00	5.00	4.00	4.00	5.00	25
Feedback (written comments and suggestions on papers, solutions provided, class discussion, etc.) was helpful	3.83	4.00	2.00	5.00	3.00	4.00	5.00	24
The instructor showed respect for the students	4.88	5.00	4.00	5.00	5.00	5.00	5.00	25
The instructor was accessible either in person or electronically	4.52	5.00	3.00	5.00	4.00	5.00	5.00	25
The course grading policy was clear	4.72	5.00	4.00	5.00	4.00	5.00	5.00	25
Graded work reflected what was covered in the course	4.40	5.00	2.00	5.00	4.00	5.00	5.00	25
The assignments (projects, papers, presentations, etc.) helped me learn the material	4.52	5.00	3.00	5.00	4.00	5.00	5.00	25
The textbook and/or assigned readings helped me understand the material	4.29	4.50	2.00	5.00	4.00	4.50	5.00	24
Assignments and exams were returned in a reasonable amount of time	4.64	5.00	3.00	5.00	4.00	5.00	5.00	25
The instructor covered the important aspects of the course as outlined in the syllabus	4.60	5.00	3.00	5.00	4.00	5.00	5.00	25
The instructor made the class intellectually stimulating	4.00	4.00	2.00	5.00	3.00	4.00	5.00	25
The instructor encouraged the students to be actively involved in the material through discussion, assignments, and other activities	3.96	4.00	2.00	5.00	3.00	4.00	5.00	25
My overall rating of the teaching	4.36	4.00	3.00	5.00	4.00	4.00	5.00	25
My overall rating of this course	4.16	4.00	3.00	5.00	3.50	4.00	5.00	25

## Student Evaluations of Teaching (Q1-Q16)

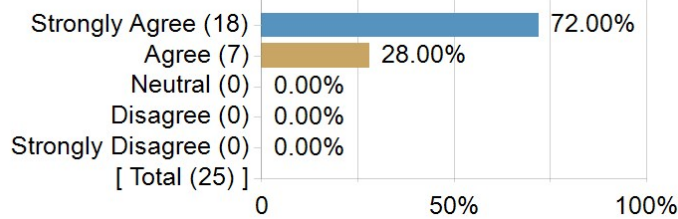
Competency Statistics		Value
Mean		4.39
Median		5.00

1. Course requirements and expectations were clear		2. The course was well organized	
			
Statistics	Value	Statistics	Value
Response Count	25	Response Count	25
Mean	4.56	Mean	4.52
Median	5.00	Median	5.00

3. The instructor helped me to better understand the course material		4. Feedback (written comments and suggestions on papers, solutions provided, class discussion, etc.) was helpful	
			
Statistics	Value	Statistics	Value
Response Count	25	Response Count	24
Mean	4.28	Mean	3.83
Median	4.00	Median	4.00

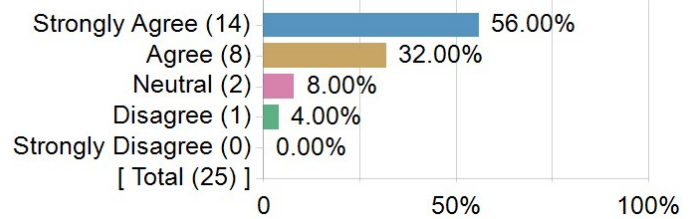
5. The instructor showed respect for the students		6. The instructor was accessible either in person or electronically	
			
Statistics	Value	Statistics	Value
Response Count	25	Response Count	25
Mean	4.88	Mean	4.52
Median	5.00	Median	5.00

7. The course grading policy was clear



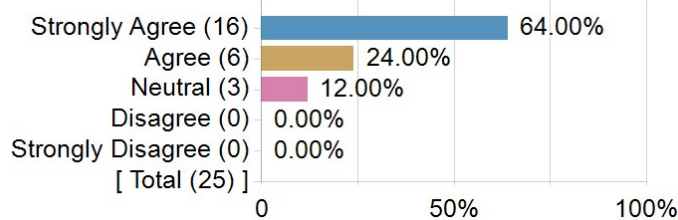
Statistics	Value
Response Count	25
Mean	4.72
Median	5.00

8. Graded work reflected what was covered in the course



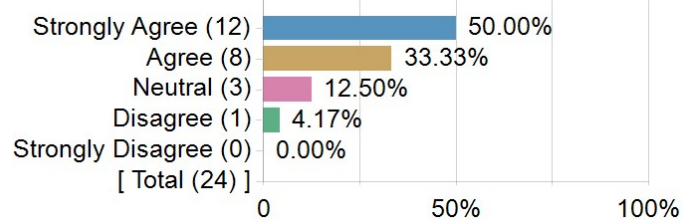
Statistics	Value
Response Count	25
Mean	4.40
Median	5.00

9. The assignments (projects, papers, presentations, etc.) helped me learn the material



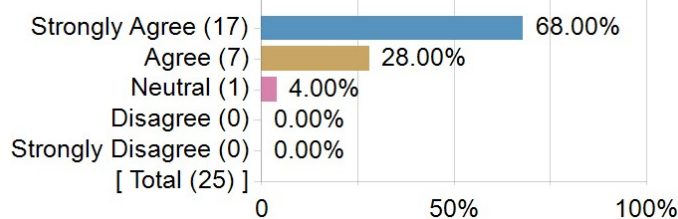
Statistics	Value
Response Count	25
Mean	4.52
Median	5.00

10. The textbook and/or assigned readings helped me understand the material



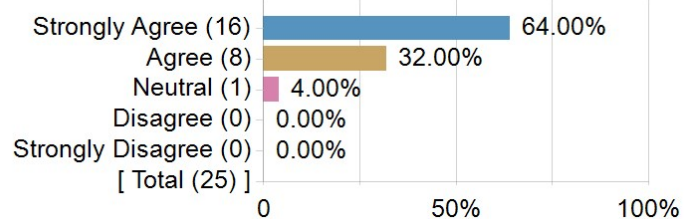
Statistics	Value
Response Count	24
Mean	4.29
Median	4.50

11. Assignments and exams were returned in a reasonable amount of time



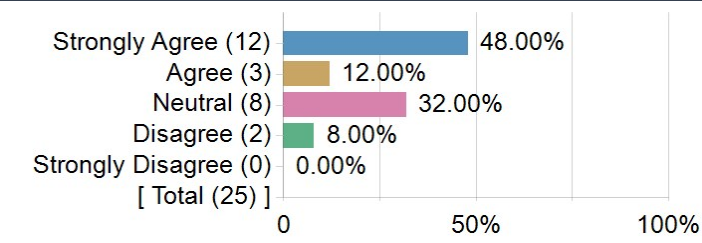
Statistics	Value
Response Count	25
Mean	4.64
Median	5.00

12. The instructor covered the important aspects of the course as outlined in the syllabus



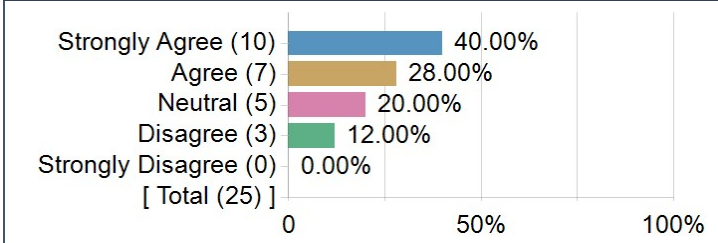
Statistics	Value
Response Count	25
Mean	4.60
Median	5.00

13. The instructor made the class intellectually stimulating



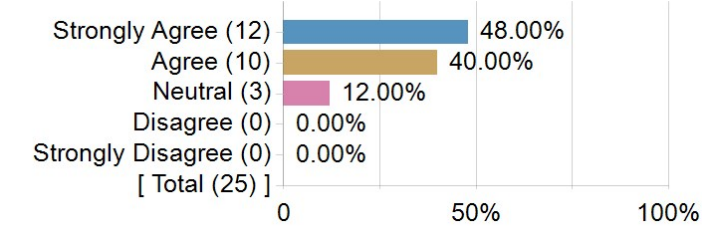
Statistics	Value
Response Count	25
Mean	4.00
Median	4.00

14. The instructor encouraged the students to be actively involved in the material through discussion, assignments, and other activities



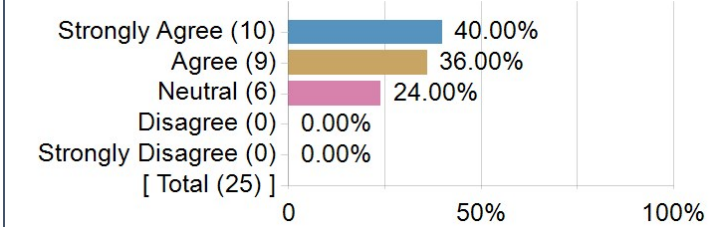
Statistics	Value
Response Count	25
Mean	3.96
Median	4.00

15. My overall rating of the teaching



Statistics	Value
Response Count	25
Mean	4.36
Median	4.00

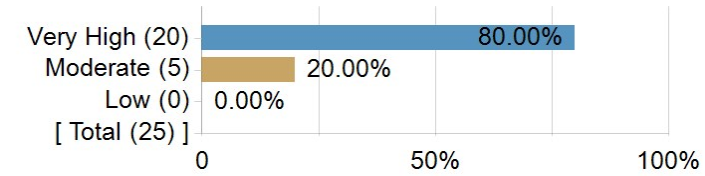
16. My overall rating of this course



Statistics	Value
Response Count	25
Mean	4.16
Median	4.00

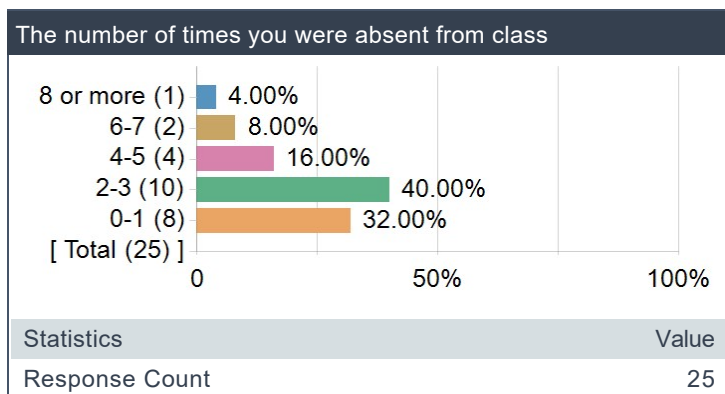
The amount of effort you put into the course

The amount of effort you put into the course

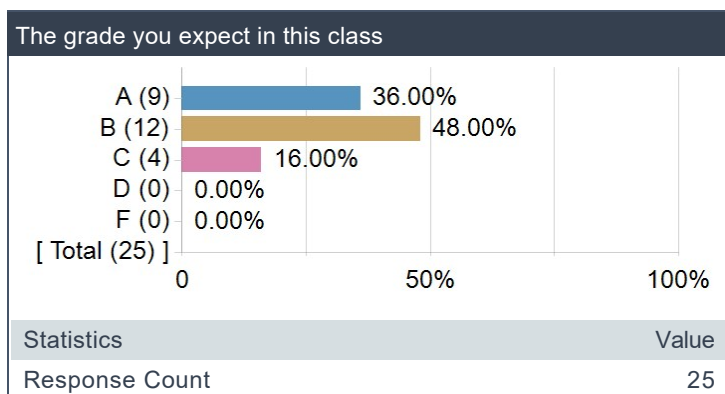


Statistics	Value
Response Count	25

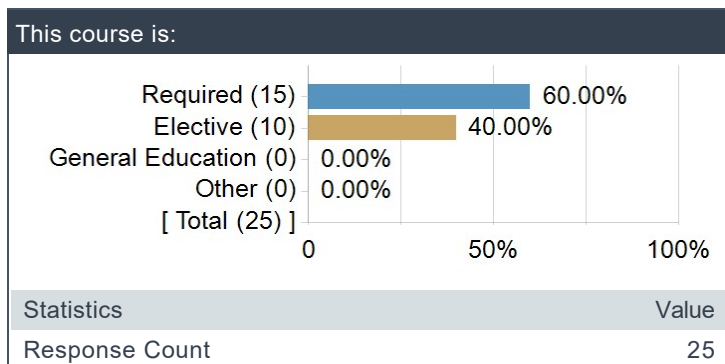
## The number of times you were absent from class



## The grade you expect in this class



## This course is:



## What aspects of the course and the way it was taught helped you to learn?

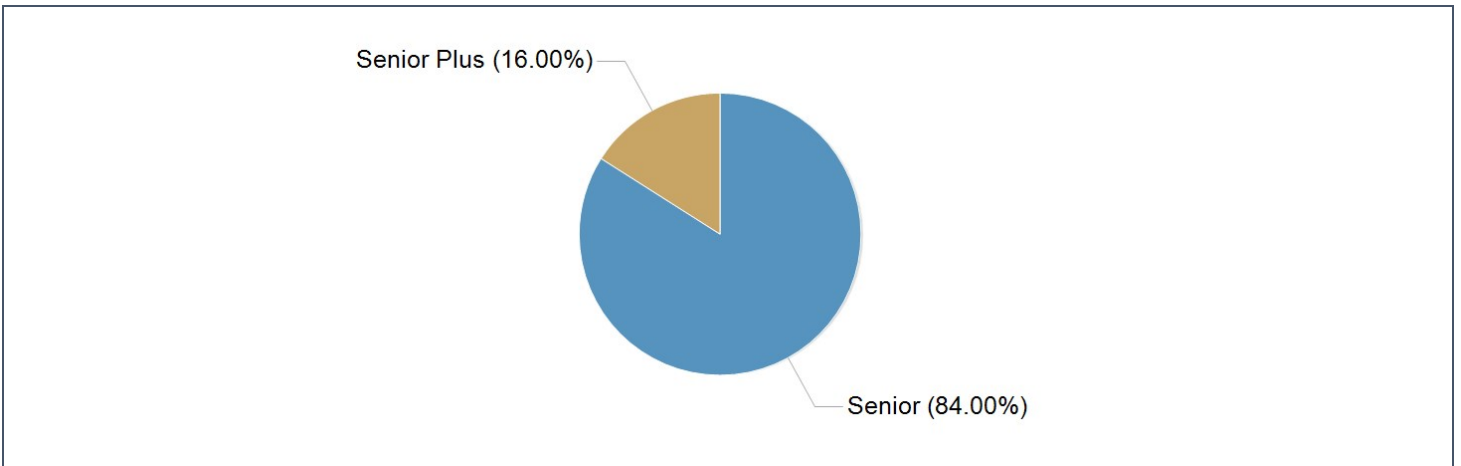
Comments
Very good lectures, interesting material, interesting lab assignments
I loved how each topic in the class builds on and relates to the previous topic. Yue Cheng helped me build my system design knowledge as well which will help in my career.
The professor is super nice and respectful, which I really appreciate. He's very responsive to any questions we have.
I really like the auto grader. Help me to know my project grade before hand.
The Pop Quizzes honestly were interesting and helpful. The extensions for the labs are very much appreciated.
The PQs were very good in helping me make sure I understand the material. My only complaint is that there were very few of them.
I liked how I was able to implement the state-of-the-art architectures for our programming assignments to get a firm grasp of frameworks such as MapReduce and Raft. Also, the professor was able to deliver decent lectures and were open to student's criticisms as well.
The labs were directly related to topics covered in class. Lectures were straightforward and materials were available for review.
The professor was great with his explanations and way of teaching. The labs were also a great way to establish the lessons learned in class.
I loved the way the professor taught the class and the method through which he conveyed the important information. It really helped me understand the material better
I enjoyed the Professor's teaching style
The difficulty of the projects required an in depth understanding of the material.
Professor Cheng was accessible in office hours and after classes. he was willing to help me debug my projects and make suggestions. His slides were well organized and made studying easy. Professor Cheng also made videos, papers and other external resources available on a nicely laid out on the course webpage.
The understanding and kindness of the professor and GTA when it came to projects. Also the in class quizzes helped.
The projects were helpful



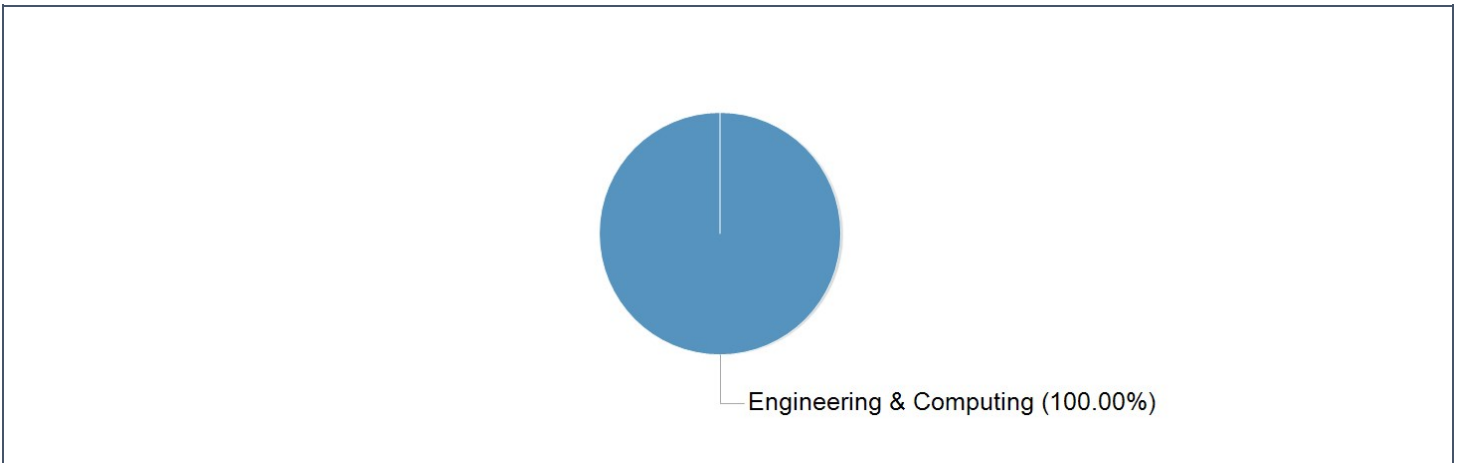
## What modifications do you suggest for the next time the course is taught?

Comments
everything is fine
Nothing
Focus more on understanding how go works as the later lab assignments were very hard partly due to my misunderstanding of how go works.
I'd suggest having projects be a little more reflective of what we're learning to help understand why we're applying the thing we are instead of understanding near the end of the semester. Maybe having projects with more real life applications would be engaging. As cool as RAFT was, it wasn't engaging enough for the entire semester.
I hate raft. It's important, and a good teaching material, and I'd keep it as a project. But I want you to know that I hate it. Thank you!
The projects are very confusing as someone who never learn about raft before. But the amount of time given was more than enough. I recommend more details on the last project though.
Perhaps smaller assignments dealing with the topics taught in class would be helpful. Alot of the topics were put into practice in the projects themselves, but it took alot of learning on my part in order to complete them
The lectures were often extremely hard to follow. The material is very dry and difficult to understand.
I don't think the third project was necessary and added too much to the workload of the course. Since the second project was very big, having only two projects (plus Lab 0) would have been better, allowing for more time to do Lab 2.
I didn't liked how the deadlines of the projects changed too much, even though I know that the professor was trying to adjust for the students. It makes students hard to plan ahead, considering that most students are taking 3~4 other senior-level CS classes. Also, the projects are too difficult to be completed in an undergraduate level.
Lab 2 was incredibly difficult. I don't know what I would suggest to modify this but I have never put this much time into a programming assignment before and still come out of it as confused as I am. I appreciated the flexible deadlines but maybe a failsafe would be a better grounds for support. E.g. having a working copy of the lab handed out after each deadline so you aren't stuck working on 2a until the end of the semester.
None
I would suggest making some of the projects not too reliant on each other since if someone messed up the first one, they mess up basically every project after.
More lectures covering how to complete the projects. The topics covered in the projects spanned only 1-2 lectures that were covered in class. The raft project could have had more details about how to complete it.
It's hard to know what to expect on the midterm/final when there have been no assignments or activities that give an idea of what kind of questions and question styles would be covered, so students essentially are walking in to the exams blind.
More in class examples to prepare for the projects. The difference between in class difficulty and project difficulty is staggering.
The way the projects are structured to build upon one another makes it particularly difficult to recover if you fall behind. I don't know how this would be fixed. Perhaps releasing a working solution after the deadline, so that those who aren't able to use their last part are able to continue?
The Project format for this class is very different than other CS courses I have taken. It could be because it is a Senior CS elective. I wish there was more helpful information for the projects, instead of follow the research paper to the letter. This caused assignments to take a lot longer than in the past. Maybe provide more getting started info. Common pitfalls would be good to include in the instructions. However I will admit being able to implement a working program from a research paper is an extremely valuable skill to have. I think Professor Cheng has definitely advanced that skill for me. One other comment I have is to engage the class more in lectures. yes it's a 9:00 AM and everyone is still half asleep, but I found it occasionally hard to stay focused in the lectures.
The in class quizzes were helpful, wish there had been more in the first half of the course.
Nothing really

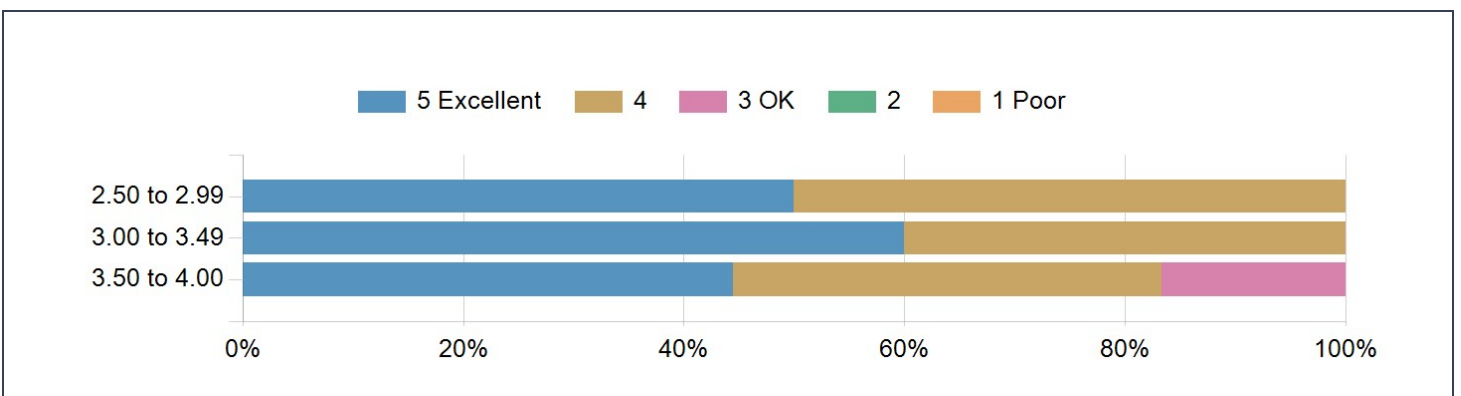
## Student Class



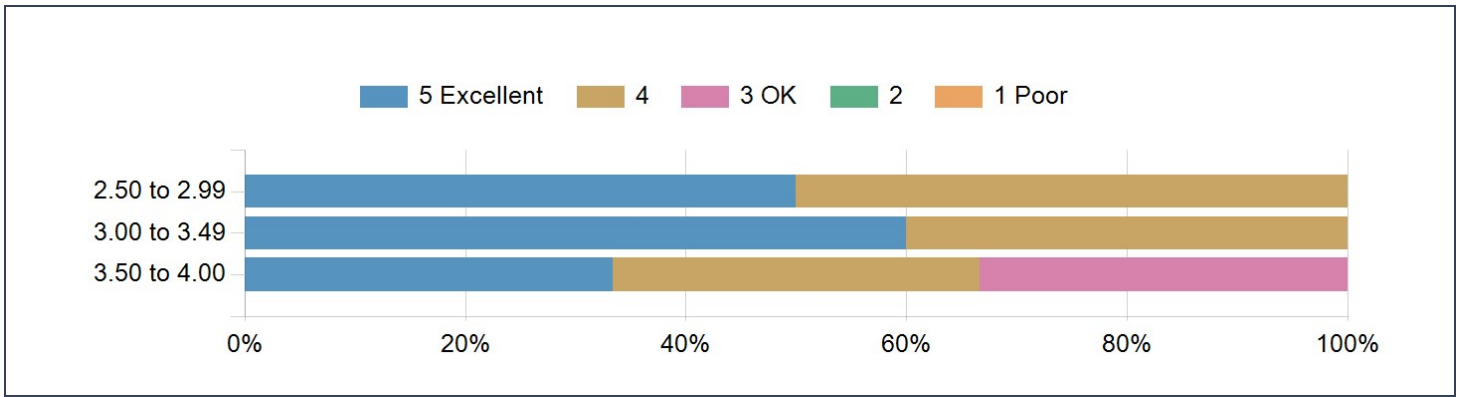
## Student College



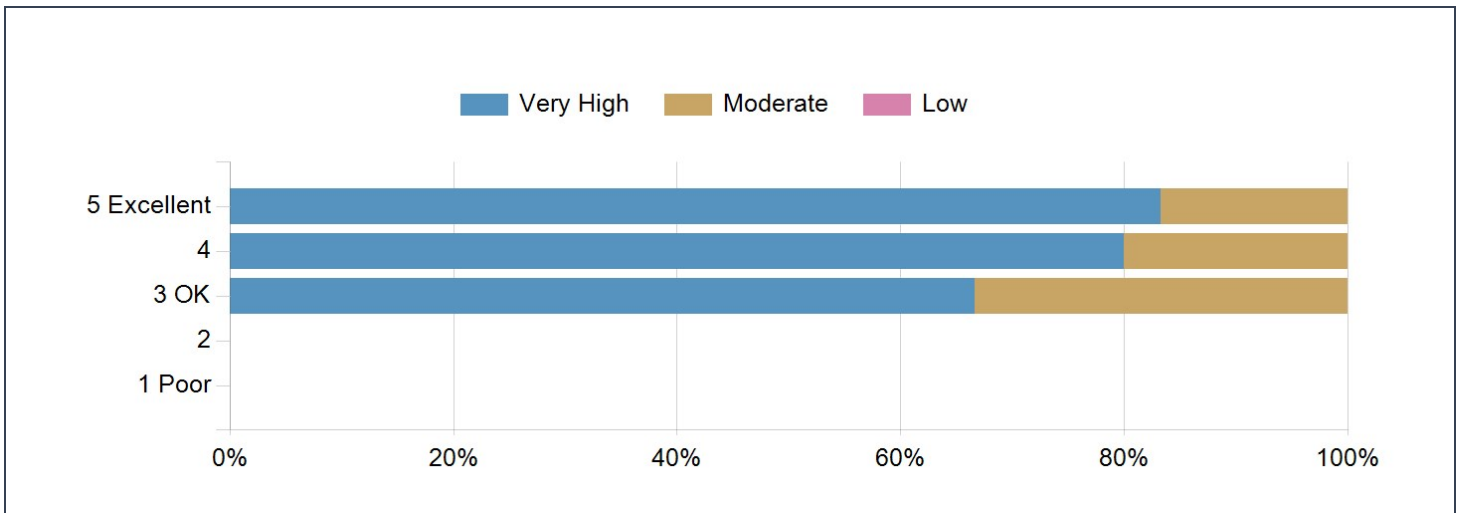
## My overall rating of the teaching - Vs. GPA



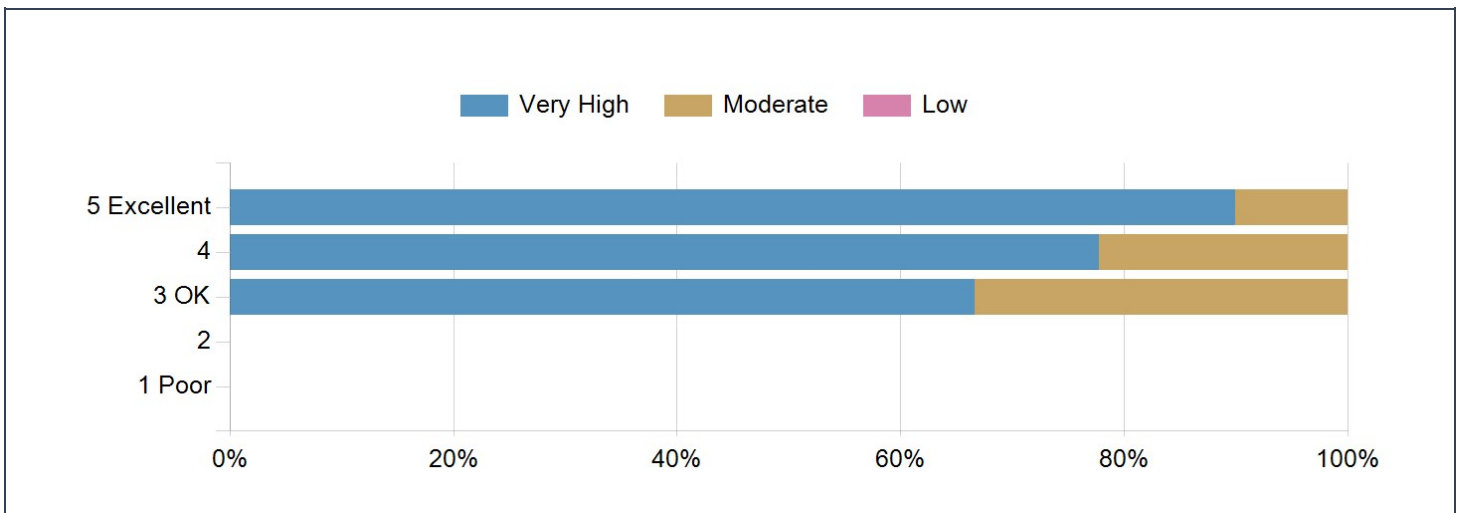
### My overall rating of this course Vs. GPA



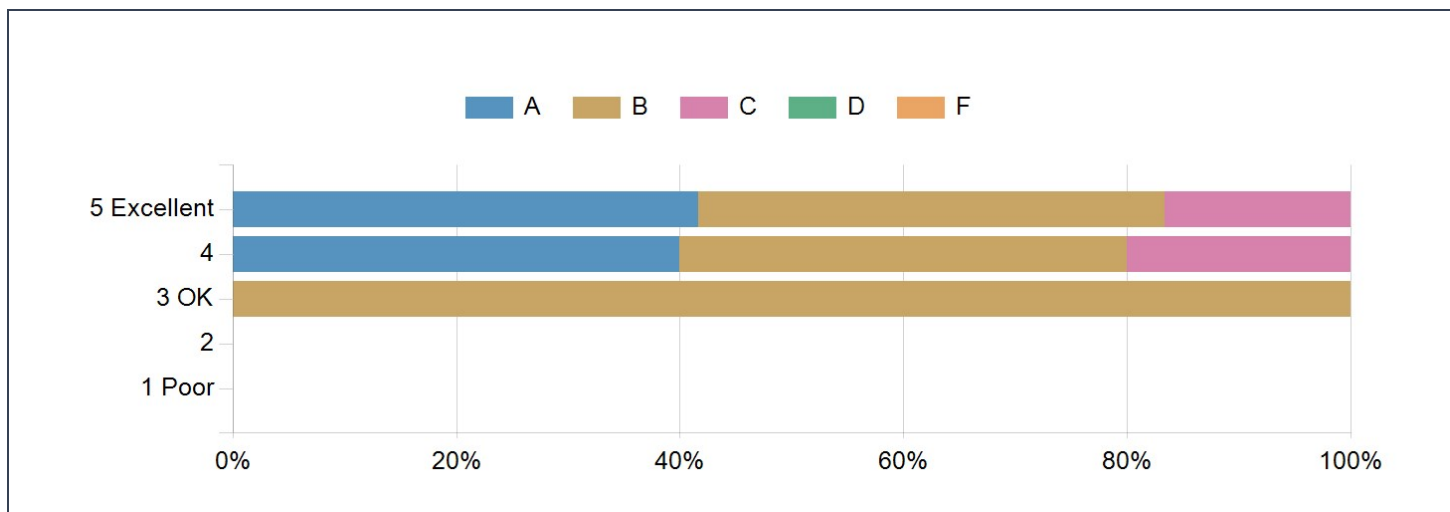
### The amount of effort you put into the course Vs. My overall rating of the teaching



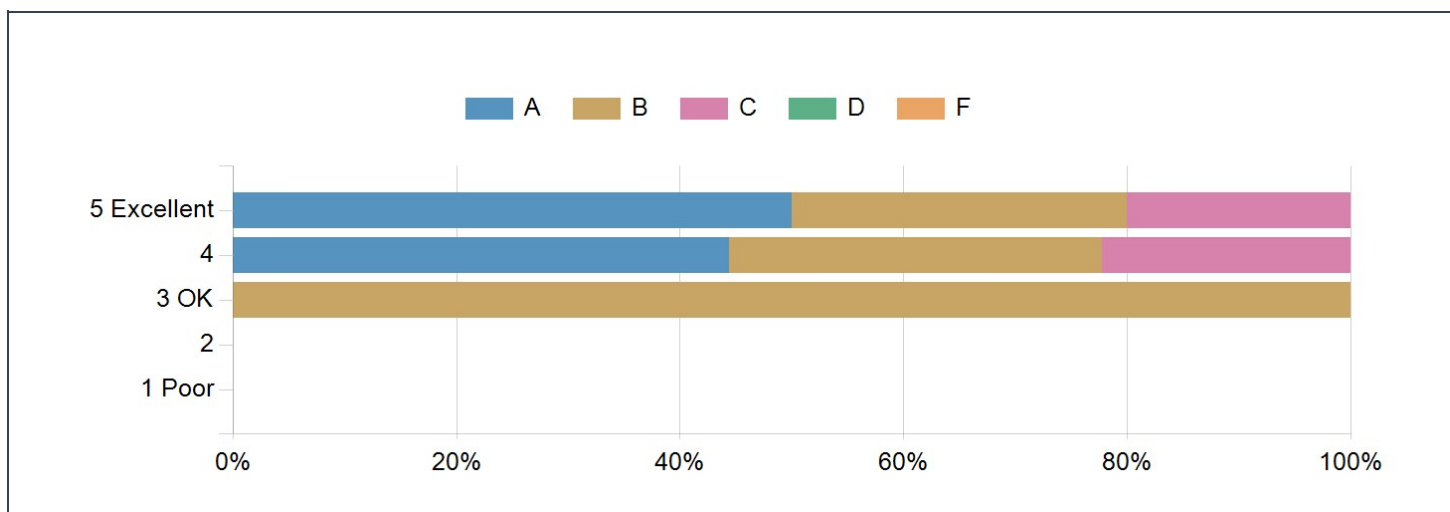
### The amount of effort you put into the course Vs. My overall rating of this course



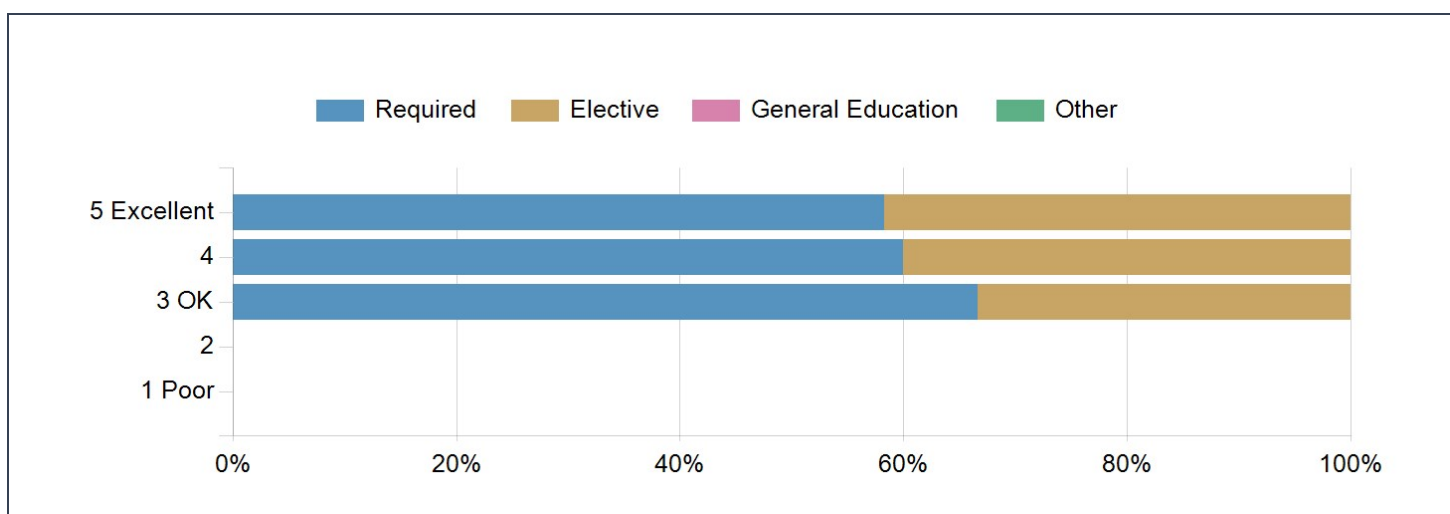
### The grade you expect in this class Vs. My overall rating of the teaching



### The grade you expect in this class Vs. My overall rating of this course



### This course is: Vs. My overall rating of the teaching



## This course is: Vs. My overall rating of this course

